



Aurum Pacific (China) Group Limited 奧栢中國集團有限公司


(incorporated in the Cayman Islands with limited liability)

(於開曼群島註冊成立的有限公司)

Stock Code 股份代號 : 8148

2021

FIRST QUARTERLY REPORT
第一季度業績報告



CHARACTERISTICS OF GEM OF THE STOCK EXCHANGE OF HONG KONG LIMITED (THE “STOCK EXCHANGE”)

GEM has been positioned as a market designed to accommodate small and mid-sized companies to which a higher investment risk may be attached than other companies listed on the Stock Exchange. Prospective investors should be aware of the potential risks of investing in such companies and should make the decision to invest only after due and careful consideration.

Given that the companies listed on GEM are generally small and mid-sized companies, there is a risk that securities traded on GEM may be more susceptible to high market volatility than securities traded on the Main Board and no assurance is given that there will be a liquid market in the securities traded on GEM.

Hong Kong Exchanges and Clearing Limited and the Stock Exchange take no responsibility for the contents of this report, makes no representation as to its accuracy or completeness and expressly disclaim any liability whatsoever for any loss howsoever arising from or in reliance upon the whole or any part of the contents of this report.

This report, for which the directors (the “Directors”) of Aurum Pacific (China) Group Limited (the “Company”) collectively and individually accept full responsibility, includes particulars given in compliance with the Rules Governing the Listing of Securities on GEM of The Stock Exchange (the “GEM Listing Rules”) for the purpose of giving information with regard to the Company. The Directors, having made all reasonable enquiries, confirm that, to the best of their knowledge and belief: (1) the information contained in this report is accurate and complete in all material respects and not misleading or deceptive; (2) there are no other matters the omission of which would make any statement herein or this report misleading; and (3) all opinions expressed in this report have been arrived at after due and careful consideration and are found on bases and assumptions that are fair and reasonable.

香港聯合交易所有限公司（「聯交所」）GEM的特色

GEM的定位，乃為中小型公司提供一個上市的市場，此等公司相比起其他在聯交所上市的公司帶有較高投資風險。有意投資的人士應了解投資於該等公司的潛在風險，並應經過審慎周詳的考慮後方作出投資決定。

由於GEM上市公司普遍為中小型公司，在GEM買賣的證券可能會較於主板買賣之證券承受較大的市場波動風險，同時無法保證在GEM買賣的證券會有高流通量的市場。

香港交易及結算所有限公司及聯交所對本報告之內容概不負責，對其準確性或完整性亦不發表任何聲明，並明確表示概不就因本報告全部或任何部分內容而產生或因倚賴該等內容而引致之任何損失承擔任何責任。

本報告乃遵照聯交所GEM證券上市規則（「GEM上市規則」）而刊載，旨在提供有關奧栢中國集團有限公司（「本公司」）的資料；本公司的董事（「董事」）願就本報告的資料共同及個別地承擔全部責任。各董事在作出一切合理查詢後，確認就其所知及所信：(1)本報告所載資料在各重要方面均屬準確完備，沒有誤導或欺詐成分；(2)且並無遺漏任何事項，足以令致本報告或其所載任何陳述產生誤導；及(3)本報告所表達之一切意見乃經審慎周詳考慮後達致，並以公平合理之基準及假設為依據。

RESULTS

業績

The board of Directors (the “Board”) of the Company announces the condensed consolidated results of the Company and its subsidiaries (collectively referred to as the “Group”) for the three months ended 31 March 2021, together with the comparative figures for the corresponding period in 2020. The Group’s results for the three months ended 31 March 2021 are unaudited, but have been reviewed and approved by the audit committee of the Company (the “Audit Committee”).

本公司董事會（「董事會」）公佈本公司及其附屬公司（統稱「本集團」）截至二零二一年三月三十一日止三個月之簡明綜合業績及二零二零年同期之比較數字。本集團截至二零二一年三月三十一日止三個月之業績為未經審核，惟已獲本公司審核委員會（「審核委員會」）審閱及批准。

CONDENSED CONSOLIDATED STATEMENT OF PROFIT OR LOSS

簡明綜合損益表

For the three months ended 31 March 2021 截至二零二一年三月三十一日止三個月
(Expressed in Hong Kong dollars) (以港元列示)

		Three months ended 31 March 截至三月三十一日止三個月		
		2021 二零二一年 HK\$'000 千港元 (Unaudited) (未經審核)	2020 二零二零年 HK\$'000 千港元 (Unaudited) (未經審核)	
		Note 附註		
Revenue	收益	2		
– Provision of software platform services	– 提供軟件平台服務		5,986	5,842
– Interest income from money lending	– 放債所得利息收入		773	4,127
– Mobile games and applications	– 手機遊戲及應用		10	13
			6,769	9,982
Cost of sales	銷售成本		(2,006)	(1,487)
Gross profit	毛利		4,763	8,495
Other income	其他收入	3	556	15
Administrative expenses	行政開支		(24,924)	(11,527)
Research and development expenses	研發開支		(934)	(2,296)
Selling and distribution expenses	銷售及分銷開支		(551)	(593)

CONDENSED CONSOLIDATED STATEMENT OF PROFIT OR LOSS

簡明綜合損益表

For the three months ended 31 March 2021 截至二零二一年三月三十一日止三個月
(Expressed in Hong Kong dollars) (以港元列示)

			Three months ended 31 March 截至三月三十一日止三個月	
			2021 二零二一年 HK\$'000 千港元 (Unaudited) (未經審核)	2020 二零二零年 HK\$'000 千港元 (Unaudited) (未經審核)
		Note 附註		
Loss from operations	經營虧損		(21,090)	(5,906)
Finance costs	融資成本	4(a)	(394)	(504)
Loss before taxation	除稅前虧損	4	(21,484)	(6,410)
Income tax credit	所得稅抵免	5	–	527
Loss for the period	期內虧損		(21,484)	(5,883)
Attributable to:	以下人士應佔：			
– owners of the Company	– 本公司擁有人		(21,076)	(4,519)
– non-controlling interests	– 非控股權益		(408)	(1,364)
			(21,484)	(5,883)
			HK cents 港仙 (Unaudited) (未經審核)	HK cents 港仙 (Unaudited) (未經審核)
Loss per share	每股虧損			
Basic and diluted	基本及攤薄	7	(1.66)	(0.36)

CONDENSED CONSOLIDATED STATEMENT OF PROFIT OR LOSS AND OTHER COMPREHENSIVE INCOME

簡明綜合損益及其他全面收益表

For the three months ended 31 March 2021 截至二零二一年三月三十一日止三個月
(Expressed in Hong Kong dollars) (以港元列示)

		Three months ended 31 March 截至三月三十一日止三個月	
		2021 二零二一年 HK\$'000 千港元 (Unaudited) (未經審核)	2020 二零二零年 HK\$'000 千港元 (Unaudited) (未經審核)
Loss for the period	期內虧損	(21,484)	(5,883)
Other comprehensive expense for the period, net of nil tax	期內其他全面開支， 經扣除零稅項		
Item that may be reclassified subsequently to profit or loss:	其後可能重新分類至損益之 項目：		
– Exchange differences on translation of financial statements of foreign operations	– 換算外國業務財務報表之 匯兌差額	(16)	(62)
		(16)	(62)
Total comprehensive expense for the period	期內全面開支總額	(21,500)	(5,945)
Attributable to:	以下人士應佔：		
– owners of the Company	– 本公司擁有人	(21,086)	(4,552)
– non-controlling interests	– 非控股權益	(414)	(1,393)
		(21,500)	(5,945)

CONDENSED CONSOLIDATED STATEMENT OF CHANGES IN EQUITY

簡明綜合股東權益變動表

For the three months ended 31 March 2021 截至二零二一年三月三十一日止三個月
(Expressed in Hong Kong dollars) (以港元列示)

		Attributable to owners of the Company 本公司擁有人應佔										
		Share capital	Share premium	Capital reserve	Capital surplus	Exchange reserve	Fair value reserve (non-recycling) (公平值儲備 (不可迴轉))	Other reserve	Accumulated losses	Total	Non-controlling interests	Total
		股本 HK\$'000 千港元	股份溢價 HK\$'000 千港元	資本儲備 HK\$'000 千港元	資本盈餘 HK\$'000 千港元	匯兌儲備 HK\$'000 千港元	(不可迴轉) HK\$'000 千港元	其他儲備 HK\$'000 千港元	累計虧損 HK\$'000 千港元	總計 HK\$'000 千港元	非控股權益 HK\$'000 千港元	總計 HK\$'000 千港元
At 1 January 2020 (audited)	於二零二零年一月一日 (經審核)	50,906	381,490	2,427	16,699	(291)	(348)	(99)	(264,240)	186,544	16,175	202,719
Changes in equity for the period:	期內之權益變動：											
Loss for the period	期內虧損	-	-	-	-	-	-	-	(4,519)	(4,519)	(1,364)	(5,883)
Other comprehensive expense for the period, net of nil tax	期內其他全面收入，經扣除 零稅項											
- Exchange differences on translation of financial statements of foreign operations	- 換算外國業務財務報表之 匯兌差額	-	-	-	-	(33)	-	-	-	(33)	(29)	(62)
Total comprehensive expense for the period	期內全面開支總額	-	-	-	-	(33)	-	-	(4,519)	(4,552)	(1,393)	(5,945)
At 31 March 2020 (unaudited)	於二零二零年三月三十一日 (未經審核)	50,906	381,490	2,427	16,699	(324)	(348)	(99)	(268,759)	181,992	14,782	196,774
At 1 January 2021 (audited)	於二零二一年一月一日 (經審核)	50,906	381,490	2,427	16,699	(66)	-	(415)	(336,351)	114,690	141	114,831
Changes in equity for the period:	期內之權益變動：											
Loss for the period	期內虧損	-	-	-	-	-	-	-	(21,076)	(21,076)	(408)	(21,484)
Other comprehensive expense for the period, net of nil tax	期內其他全面開支，經扣除 零稅項											
- Exchange differences on translation of financial statements of foreign operations	- 換算外國業務財務報表之 匯兌差額	-	-	-	-	(10)	-	-	-	(10)	(6)	(16)
Total comprehensive expense for the period	期內全面開支總額	-	-	-	-	(10)	-	-	(21,076)	(21,086)	(414)	(21,500)
At 31 March 2021 (unaudited)	於二零二一年三月三十一日 (未經審核)	50,906	381,490	2,427	16,699	(76)	-	(415)	(357,427)	93,604	(273)	93,331



NOTES TO THE CONDENSED CONSOLIDATED FINANCIAL STATEMENTS

簡明綜合財務報表附註

(Expressed in Hong Kong dollars)
(以港元列示)

1. BASIS OF PREPARATION AND ACCOUNTING POLICIES

The Group's unaudited condensed consolidated financial statements have been prepared in accordance with the accounting principles generally accepted in Hong Kong and complied with the Hong Kong Financial Reporting Standards ("HKFRSs") issued by the Hong Kong Institute of Certified Public Accountants ("HKICPA"). The unaudited condensed consolidated financial statements also include the applicable disclosure requirements of the Hong Kong Companies Ordinances and GEM Listing Rules. They are prepared under the historical cost convention.

The accounting policies adopted in preparation of the unaudited condensed consolidated financial statements are consistent with those used in the preparation of the Group's annual consolidated financial statements for the year ended 31 December 2020, except for the adoption of the new and revised HKFRSs.

In the current period, the Group has adopted all the new and revised HKFRSs issued by the HKICPA that are relevant to its operations and effective for its accounting period beginning on 1 January 2021. The adoption of these new and revised HKFRSs did not result in significant changes to the Group's accounting policies and amounts reported for the current and prior periods.

The Group has not applied the new and revised HKFRSs that have been issued but are not yet effective. The Group has already commenced an assessment of the impact of these new HKFRSs but is not yet in a position to state whether these new HKFRSs would have a material impact on its results of operations and financial position.

The unaudited condensed consolidated financial statements do not include all the information and disclosures required in the annual financial statements, and should be read in conjunction with the Group's annual financial statements for the year ended 31 December 2020.

1. 編製基準及會計政策

本集團未經審核簡明綜合財務報表乃根據香港公認會計原則及遵照香港會計師公會（「香港會計師公會」）頒佈之香港財務報告準則（「香港財務報告準則」）而編製。未經審核簡明綜合財務報表亦包括香港公司條例及GEM上市規則之適用披露規定。未經審核簡明綜合財務報表乃按歷史成本慣例編製。

編製未經審核簡明綜合財務報表所採納之會計政策與編製本集團截至二零二零年十二月三十一日止年度之年度綜合財務報表所使用者一致，惟採納該等新訂及經修訂香港財務報告準則除外。

於本期間內，本集團已採納香港會計師公會所頒佈與其經營相關，並於2021年1月1日開始之會計期間生效之所有新訂及經修訂香港財務報告準則。採納該等新訂及經修訂香港財務報告準則並無對本集團之會計政策及本期間及過往期間所呈報之金額造成重大變動。

本集團尚未應用已頒佈但尚未生效的新訂及經修訂香港財務報告準則。本集團已開始評估該等新訂香港財務報告準則的影響，但仍未能指出該等新訂香港財務報告準則會否對其經營及財務狀況造成重大影響。

本未經審核簡明綜合財務報表並無包括年度財務報表所規定之所有資料及披露事項，故應與本集團截至2020年12月31日止年度之年度財務報表一併閱讀。

NOTES TO THE CONDENSED CONSOLIDATED FINANCIAL STATEMENTS

簡明綜合財務報表附註

(Expressed in Hong Kong dollars)
(以港元列示)

2. REVENUE

Revenue represents the sales value of goods and services supplied to customers from the provision of software platform services, interest income from the money lending business and revenue generated from mobile games and applications development, as follows:

2. 收益

收益指透過提供軟件平台服務而供應予客戶之貨品及服務之銷售價值、放債業務所賺取之利息收入以及開發手機遊戲及應用所產生之收益如下：

		Three months ended 31 March 截至三月三十一日止三個月	
		2021 二零二一年 HK\$'000 千港元	2020 二零二零年 HK\$'000 千港元
Revenue within the scope of HKFRS 15:	香港財務報告準則第15號 範圍內的收益：		
Disaggregated by major products or service lines:	按主要產品或服務線劃分：		
Provision of software platform services	提供軟件平台服務	5,986	5,842
Mobile games and applications	手機遊戲及應用	10	13
		5,996	5,855
Revenue from other sources	其他來源產生之收益		
Interest income from money lending	放債所得利息收入	773	4,127
		6,769	9,982



NOTES TO THE CONDENSED CONSOLIDATED FINANCIAL STATEMENTS

簡明綜合財務報表附註

(Expressed in Hong Kong dollars)
(以港元列示)

3. OTHER INCOME

3. 其他收入

		Three months ended 31 March 截至三月三十一日止三個月	
		2021 二零二一年 HK\$'000 千港元 (Unaudited) (未經審核)	2020 二零二零年 HK\$'000 千港元 (Unaudited) (未經審核)
Bank interest income	銀行利息收入	–	1
Gain on disposal of property, plant and equipment	出售物業、廠房及設備之收益	318	–
Reversal of impairment loss on trade receivables	應收賬款之減值虧損撥回	58	–
Sundry income	雜項收入	180	14
		556	15

NOTES TO THE CONDENSED CONSOLIDATED FINANCIAL STATEMENTS

簡明綜合財務報表附註

(Expressed in Hong Kong dollars)
(以港元列示)

4. LOSS BEFORE TAXATION

Loss before taxation is arrived at after charging:

4. 除稅前虧損

除稅前虧損已扣除下列各項：

		Three months ended 31 March 截至三月三十一日止三個月	
		2021 二零二一年 HK\$'000 千港元 (Unaudited) (未經審核)	2020 二零二零年 HK\$'000 千港元 (Unaudited) (未經審核)
(a) Finance costs:	(a) 融資成本：		
Interest on lease liabilities	租賃負債利息	7	48
Interest on bank borrowings	銀行借款利息	387	456
		394	504
(b) Staff costs (including directors' remuneration):	(b) 員工成本 (包括董事酬金)：		
Salaries, wages and other benefits	薪金、工資及其他福利	3,266	5,071
Contributions to defined contribution retirement plan	固定供款退休計劃供款	127	191
		3,393	5,262
(c) Other items:	(c) 其他項目：		
Amortisation of intangible assets	無形資產攤銷	—	3,209
Depreciation of property, plant and equipment	物業、廠房及設備折舊	1,347	1,542
Depreciation of right-of-use assets	使用權資產折舊	194	620
Expenses relating to short-term leases	短期租賃之相關開支	—	368
Impairment losses on:	下列項目之減值虧損：		
– property, plant and equipment	– 物業、廠房及設備	650	—
– trade receivables	– 應收賬款	—	34
– loans and interest receivables	– 應收貸款及利息	20,547	2,383
Loss of disposal of property, plant and equipment	出售物業、廠房及設備之虧損	—	259

NOTES TO THE CONDENSED CONSOLIDATED FINANCIAL STATEMENTS

簡明綜合財務報表附註

(Expressed in Hong Kong dollars)
(以港元列示)

5. INCOME TAX CREDIT

Taxation in the condensed consolidated statement of profit or loss represents:

5. 所得稅抵免

簡明綜合損益表之稅項指：

		Three months ended 31 March 截至三月三十一日止三個月	
		2021 二零二一年 HK\$'000 千港元 (Unaudited) (未經審核)	2020 二零二零年 HK\$'000 千港元 (Unaudited) (未經審核)
Current tax – Hong Kong Profits Tax	即期稅項—香港利得稅		
Under-provision in respect of prior years	以往年度撥備不足	—	2
Deferred tax credit	遞延稅項抵免		
Origination and reversal of temporary differences	產生及撥回暫時性差額	—	(529)
Actual tax credit	實際稅項抵免	—	(527)

(i) Hong Kong Profits Tax

No provision for Hong Kong Profits Tax has been made as the group companies have either tax losses brought forward in excess of the assessable profits for the period or did not have any estimated assessable profits subject to Hong Kong Profits Tax during the three months ended 31 March 2021 and 2020.

(i) 香港利得稅

由於集團旗下之公司於截至二零二一年及二零二零年三月三十一日止三個月承前稅項虧損超出期內應課稅溢利，或並無任何須繳納香港利得稅之估計應課稅溢利，故並無作出香港利得稅撥備。

(ii) PRC Enterprise Income Tax

No provision for the PRC Enterprise Income Tax has been made as the subsidiaries incorporated in the People's Republic of China (the "PRC") have estimated tax losses for the three months ended 31 March 2021 and 2020.

(ii) 中國企業所得稅

由於在中華人民共和國（「中國」）註冊成立之附屬公司於截至二零二一年及二零二零年三月三十一日止三個月估計將錄得稅項虧損，故並無作出中國企業所得稅撥備。

(iii) Income tax from other tax jurisdictions

Pursuant to the income tax rules and regulations, the Group is not subject to income tax in the Cayman Islands and the British Virgin Islands.

(iii) 其他稅務司法權區之所得稅

根據所得稅規則及規例，本集團毋須繳納開曼群島及英屬處女群島所得稅。

NOTES TO THE CONDENSED CONSOLIDATED FINANCIAL STATEMENTS

簡明綜合財務報表附註

(Expressed in Hong Kong dollars)
(以港元列示)

6. DIVIDEND

The Board does not recommend the payment of any dividend for the three months ended 31 March 2021 (2020: Nil).

6. 股息

董事會不建議就截至二零二一年三月三十一日止三個月派付任何股息(二零二零年：無)。

7. LOSS PER SHARE

(a) Basic loss per share

The calculation of loss per share for the three months ended 31 March 2021 is based on the loss for the period attributable to owners of the Company of approximately HK\$21,076,000 (2020: approximately HK\$4,519,000), and the weighted average number of ordinary shares of 1,272,640,000 (2020: 1,272,640,000) in issue during the period.

7. 每股虧損

(a) 每股基本虧損

截至二零二一年三月三十一日止三個月之每股虧損乃按本公司擁有人應佔期內虧損約21,076,000港元(二零二零年：約4,519,000港元)及期內已發行普通股之加權平均數1,272,640,000股(二零二零年：1,272,640,000股)計算。

(b) Diluted loss per share

The diluted loss per share for the three months ended 31 March 2021 and 2020 is the same as the basic loss per share as there were no potential dilutive ordinary shares in issue.

(b) 每股攤薄虧損

由於概無任何潛在攤薄已發行普通股，截至二零二一年及二零二零年三月三十一日止三個月之每股攤薄虧損與每股基本虧損相同。

8. SHARE CAPITAL

Authorised and issued share capital

8. 股本

法定及已發行股本

		Number of shares 股份數目 '000 千股	Amount 金額 HK\$'000 千港元
Authorised:	法定：		
Ordinary shares	普通股		
At 1 January 2020, 31 March 2020, 1 January 2021 and 31 March 2021 of HK\$0.04 each	於二零二零年一月一日、二零二零年三月三十一日、二零二一年一月一日及二零二一年三月三十一日每股面值0.04港元	3,000,000	120,000
Issued and fully paid:	已發行及繳足：		
Ordinary shares	普通股		
At 1 January 2020, 31 March 2020, 1 January 2021 and 31 March 2021 of HK\$0.04 each	於二零二零年一月一日、二零二零年三月三十一日、二零二一年一月一日及二零二一年三月三十一日每股面值0.04港元	1,272,640	50,906



MANAGEMENT DISCUSSION AND ANALYSIS

管理層論述及分析

FINANCIAL REVIEW

Revenue

For the three months ended 31 March 2021 (the “Period”), the Group recorded a total revenue of approximately HK\$6,769,000, representing a decrease of approximately HK\$3,213,000 or 32.2% as compared with that of approximately HK\$9,982,000 for the same period in 2020.

The reduction in the Group’s revenue was mainly attributed by the decrease in interest income from the money lending business (the “Money Lending Business”) by approximately HK\$3,354,000 which recorded a segment revenue of approximately HK\$773,000 for the Period as compared with that of approximately HK\$4,127,000 for the same period in 2020. Segment revenue from the developing and marketing of the patented server-based technology and the provision of communications software platform, software related services and the custom-made software development services (the “Software Platform Business”) recorded a slight increase of approximately HK\$144,000 to approximately HK\$5,986,000 for the Period as compared with that of approximately HK\$5,842,000 for the same period in 2020. Segment revenue from the game publishing, development of mobile game and related intellectual property and platform, mobile application and data solutions and provision of IT related solutions (the “Mobile Games and Applications Business”) was minimal for the Period and for the same period in 2020.

Cost of Sales

For the Period, the cost of sales of the Group amounted to approximately HK\$2,006,000 (2020: approximately HK\$1,487,000), which mainly comprised purchases and staff costs.

Gross Profit

As a result of the aforementioned decrease in the total revenue and increase in cost of sales, gross profit of the Group for the Period decreased by approximately 43.9% to approximately HK\$4,763,000 (2020: approximately HK\$8,495,000). The decreases in segment revenue from the Money Lending Business also caused the Group’s profit margin dropped from approximately 85.1% for the same period in 2020 to approximately 70.4% for the Period.

財務回顧 收益

截至二零二一年三月三十一日止三個月（「本期間」），本集團錄得總收益約6,769,000港元，較二零二零年同期約9,982,000港元減少約3,213,000港元或32.2%。


本集團之收益減少主要歸因於放債業務（「放債業務」）所得利息收入減少約3,354,000港元並於本期間錄得分部收益約773,000港元，而二零二零年同期則約4,127,000港元。於本期間，開發及營銷以伺服器為基礎之專利技術及提供通訊軟件平台、軟件相關服務及定制軟件開發服務（「軟件平台業務」）之分部收益錄得約144,000港元之輕微增長至約5,986,000港元，而二零二零年同期則約5,842,000港元。於本期間及二零二零年同期，本集團之發行遊戲、開發手機遊戲及相關知識產權與平台、手機應用及數據解決方案並提供資訊科技相關解決方案（「手機遊戲及應用業務」）之分部收益乃極少。

銷售成本

於本期間，本集團之銷售成本約為2,006,000港元（二零二零年：約1,487,000港元），主要包括採購及員工成本。

毛利

由於上述總收益減少及銷售成本增加，於本期間本集團之毛利減少約43.9%至約4,763,000港元（二零二零年：約8,495,000港元）。放債業務之分部收益減少亦使得本集團之毛利率由二零二零年同期約85.1%下降至本期間約70.4%。



MANAGEMENT DISCUSSION AND ANALYSIS

管理層論述及分析

Administrative and Other Operating Expenses

The administrative and other operating expenses of the Group for the Period amounted to approximately HK\$24,924,000 (2020: approximately HK\$11,527,000), which comprised administrative expenses, research and development expenses and selling and distribution expenses. The significant increase in overall expenses was mainly due to the impairment losses on loans receivable and interest receivables provided for during the Period amounted to approximately HK\$20,547,000 in total (2020: approximately HK\$2,383,000).

Finance Costs

Finance costs was approximately HK\$394,000 for the Period (2020: approximately HK\$504,000), which mainly comprised of interest on bank borrowings and interest on lease liabilities.

Loss for the Period

The consolidated net loss attributable to owners of the Company for the Period amounted to approximately HK\$21,076,000, representing an increase of approximately 366.4% as compared with that of approximately HK\$4,519,000 for the same period in 2020. The increase in net loss was mainly due to the significant increase in the impairment losses on loans receivable and interest receivables provided for during the Period.

Dividend

The Board does not recommend the payment of any interim dividend for the Period (2020: Nil).

BUSINESS REVIEW AND PROSPECT

For the Period, the Group continued to focus on three principal businesses, they are (i) Software Platform Business, (ii) Money Lending Business; and (iii) Mobile Games and Applications Business.

Software Platform Business

Software Platform Business had performed satisfactorily and managed to achieve a slight increase of approximately 2.5% in segment revenue for the Period and accounted for approximately 88.4% (2020: approximately 58.5%) of the Group's total revenue for the Period. As the market remains to be highly competitive and fast-changing, the Group will continue to allocate adequate resources to meet the evolving industry standards in satisfying customers' demand.

行政及其他經營開支

於本期間，本集團之行政及其他經營開支約24,924,000港元（二零二零年：約11,527,000港元），其包括行政開支、研發開支及銷售及分銷開支。整體開支之重大增加主要由於本期間內為應收貸款及應收利息之減值虧損準備共約20,547,000港元（二零二零年：約2,383,000港元）所致。

融資成本

本期間之融資成本約394,000港元（二零二零：約504,000港元），主要包括銀行借款之利息及租賃負債之利息。

本期間虧損

本期間之本公司擁有人應佔綜合虧損淨額約為21,076,000港元，較二零二零年同期約4,519,000港元增加約366.4%。虧損淨額增加主要由於本期間內為應收貸款及應收利息之減值虧損準備重大增加所致。

股息

董事會不建議就本期間派付任何中期股息（二零二零年：無）。

業務回顧及展望

於本期間，本集團繼續專注於三類主要業務，即：(i)軟件平台業務、(ii)放債業務及(iii)手機遊戲及應用業務。

軟件平台業務

軟件平台業務之表現令人滿意，並於本期間實現分部收益略微增長約2.5%及於本期間佔本集團總收益約88.4%（二零二零年：約58.5%）。面對競爭持續激烈且瞬息萬變之市場，本集團將繼續投放足夠資源，以符合日益革新之行業標準來滿足客戶需要。



MANAGEMENT DISCUSSION AND ANALYSIS

管理層論述及分析

Money Lending Business

The COVID-19 pandemic continued affecting the business environment in Hong Kong during the Period. Faced with the difficulties, the management persistently adopted a prudent credit policy in conducting the Money Lending Business in order to reduce the risk of further impairment and bad debt. As such, the Money Lending Business generated a decrement of approximately 81.3% in segment revenue and contributed only approximately 11.4% (2020: approximately 41.3%) to the Group's total revenue for the Period. The deterioration of the Group's loan portfolio followed by the deteriorated Hong Kong economy also caused an increase of impairment losses on loans and interest receivables to approximately HK\$20,547,000 for the Period (2020: approximately HK\$2,383,000). The Group expects that Hong Kong's economy will remain challenging in the year 2021. To prepare itself in facing the challenge, the Group will continue to adopt prudent credit policy and risk management approach, instantly and effectively review and tighten the credit policy in order to prevent more bad debts and losses which may be caused by impairment thereof.

Mobile Games and Applications Business


In view of the increasing market competition, rising cost of producing new games and rapid technological advancement of the mobile game industry as well as the negative impact of the regulatory control imposed in the PRC in 2018, the Board decided to maintain a more conservative business and sales strategy for mobile games owned and under development by the Group in order to reduce the investment costs. Segment revenue of the Mobile Games and Applications Business for the Period and for the same period in 2020 remained stable at low level and contributed only less than 1.0% to the Group's total revenue. The Board will cautiously monitor the changes in the market environment in the mobile game industry and continue to seek for opportunities in other mobile application markets with a view to improve the performance and value of the segment.

放債業務

本期間內，COVID-19疫情繼續影響著香港的商業環境。面對各種困難，管理層堅持地採取了審慎之信貸政策經營放債業務，以降低更多的減值及壞賬風險。因此，於本期間放債業務產生之分部收益減少了約81.3%及為本集團之總收益只貢獻了約11.4%（二零二零年：約41.3%）。本集團之貸款組合隨著香港經濟惡化而轉差亦導致本期間應收貸款及利息之減值虧損增加至約20,547,000港元（二零二零年：約2,383,000港元）。本集團預期二零二一年對香港經濟而言仍將充滿挑戰。為應對該挑戰，本集團將繼續採取審慎之信貸政策及風險管理方式，及時有效地檢討及收緊信貸政策，以防止更多壞賬及或會因其減值而產生之虧損。

手機遊戲及應用業務

鑒於手機遊戲行業不斷增加之市場競爭、製作新遊戲之成本上升及科技日新月異，以及於二零一八年中國實施之規管所帶來之負面影響，董事會決定就本集團所擁有及在開發之手機遊戲維持較為保守的業務及銷售策略以降低投資成本。於本期間及二零二零年的相同期間，手機遊戲及應用業務之分部收益維持平穩於低水平及為本集團之總收益僅貢獻了低於1.0%。董事會將審慎注視手機遊戲行業的市場環境變化，以及繼續在其他手機應用市場上尋求機遇，務求提升分部表現及價值。



MANAGEMENT DISCUSSION AND ANALYSIS

管理層論述及分析

OUTLOOK

Looking ahead, the Group expects that the road to recovery would be challenging. Even though the rollout of vaccination begins to signal the end of the COVID-19 pandemic and the economy is expected to improve in 2021, its recovery path going forward will hinge crucially on the development of the pandemic as well as the effectiveness of the new vaccine. In the meanwhile, it is expected that the Group's performance will inevitably be affected. In facing the challenge, the Group will strictly adhere to its cost control policy and swiftly adjust its business strategies in response to changes of the external environment.

While the Group will become more cautious in the allocation of resources, it will continue to seek potential investment opportunities that can create synergies to our existing business segments, at the same time bringing growth and long-term benefits to the Company and the shareholders of the Company as a whole.

展望

未來，本公司預期恢復之路挑戰重重。儘管疫苗推出開始標志著COVID-19疫情的結束且預期經濟將於二零二一年有所改善，但其未來的復甦道路將關鍵取決於疫情的發展及新疫苗的有效性。在這期間，預期本集團的表現將不可避免地受影響。儘管面對重重挑戰，本集團將嚴格遵從成本控制政策並迅速調整業務策略，以應對外圍環境變化。

本集團在資源分配方面將會更加審慎，並將繼續尋求潛在投資機遇，為現有業務分部創造協同效益，同時為本公司及其股東帶來增長及整體長遠利益。



OTHER INFORMATION

其他資料

DIRECTORS' INTERESTS AND SHORT POSITIONS IN SHARES, UNDERLYING SHARES AND DEBENTURES

As at 31 March 2021, none of the Directors, had, or was deemed to have any interests and short positions in the shares, underlying shares or debentures of the Company and its associated corporations (within the meaning of Part XV of the Securities and Futures Ordinance (the "SFO") (Chapter 571 under the laws of Hong Kong)) (i) which were required to be notified to the Company and the Stock Exchange pursuant to Divisions 7 and 8 of Part XV of the SFO (including interests or short positions which they were taken or deemed to have under such provisions of the SFO); or (ii) which were required, pursuant to section 352 of the SFO, to be entered in the register referred to therein; or (iii) which were required to be notified to the Company and the Stock Exchange pursuant to rules 5.46 to 5.67 of the GEM Listing Rules.

DIRECTORS' AND CHIEF EXECUTIVES' RIGHTS TO ACQUIRE SHARES OR DEBT SECURITIES


Save as disclosed in this report, at no time during the Period was the Company or any of its subsidiaries a party to any arrangements to enable any of the Directors and chief executive, their respective spouses or children under the age of 18 to acquire benefits by means of acquisition of shares in, or debt securities (including debentures) of the Company or any other body corporate.

董事於股份、相關股份及債券之權益及淡倉

於二零二一年三月三十一日，概無董事於本公司及其相聯法團（定義見證券及期貨條例（「證券及期貨條例」）（香港法例第571章）第XV部）之股份、相關股份或債券中，擁有或被視為擁有任何(i)須根據證券及期貨條例第XV部第7及第8分部知會本公司及聯交所之權益及淡倉（包括根據證券及期貨條例該等條文彼等被當作或視為擁有之權益或淡倉）；或(ii)須根據證券及期貨條例第352條記錄於該條所述的登記冊內之權益及淡倉；或(iii)須根據GEM上市規則第5.46至5.67條知會本公司及聯交所之權益及淡倉。

董事及主要行政人員購買股份或債務證券之權利

除於本報告所披露者外，本公司或其任何附屬公司於本期間任何時間概無訂立任何安排，致使任何董事及主要行政人員、彼等各自之配偶或未滿18歲之子女可藉購入本公司或任何其他法人團體之股份或債務證券（包括債券）而獲益。



OTHER INFORMATION

其他資料

SUBSTANTIAL SHAREHOLDERS' INTERESTS IN SECURITIES OF THE COMPANY

Substantial Shareholders

To the best knowledge of Directors, as at 31 March 2021, the interests and short positions of the persons, other than Directors, in the shares or underlying shares as recorded in the register required to be kept by the Company under section 336 of the SFO were as follows:

Name of substantial shareholder 主要股東姓名	Capacity 身份	Number of shares (Note 1)	Approximate percentage of shareholding (Note 2)
		股份數目 (附註1)	概約股權百分比 (附註2)
Mr. Chiu Ngai Hung 趙毅雄先生	Beneficial owner 實益擁有人	663,477,955(L)	52.13%

Notes:

- The letter "L" denotes a long position in the shares of the Company.
- The total number of 1,272,640,000 shares in issue as at 31 March 2021 has been used for the calculation for the approximately percentage.

Save as disclosed above, as at 31 March 2021, the Company had not been notified of other interests or short positions of any other person (other than the Directors, chief executives and the substantial shareholders of the Company) in the shares or underlying shares of the Company as recorded in the register required to be kept under section 336 of the SFO.

主要股東須披露其於本公司證券之權益

主要股東

據董事所深知，於二零二一年三月三十一日，除董事外之人士於股份或相關股份中擁有記入本公司根據證券及期貨條例第336條須備存之登記冊內之權益及淡倉如下：

附註：

- 「L」指於本公司股份的好倉。
- 於二零二一年三月三十一日已發行股份總數1,272,640,000股已用於計算概約百分比。

除上文所披露者外，於二零二一年三月三十一日，本公司並無獲通知有任何其他人士（董事、本公司主要行政人員及主要股東除外）於本公司股份或相關股份中擁有記錄於須根據證券及期貨條例第336條存置之登記冊內之其他權益或淡倉。

OTHER INFORMATION

其他資料

DIRECTORS' INTERESTS IN COMPETING BUSINESS

During the Period and up to the date of this report, the Directors have the following interests in the business apart from the Group's business, which competes or is likely to compete, either directly or indirectly, with the Group's business:

董事於競爭業務中之權益

於本期間內及截至本報告日期，董事於與本集團業務直接或間接構成或可能構成競爭之業務（除本集團業務外）中擁有下列權益：

Director 董事	Name of company 公司名稱	Nature of business 業務性質	Nature of interests 權益性質
Mr. Chung Man Lai 鍾文禮先生	*Greatewalle Inc. ("Greatewalle") and its subsidiary *長城匯理公司（「長城匯理」）及其附屬公司	Mobile games business 手機遊戲業務	Non-executive director of Greatewalle 長城匯理之非執行董事
Mr. Leung Man Chun (Note 1) 梁文俊先生（附註1）	*Evershine Group Holdings Limited ("Evershine") and its subsidiary *永耀集團控股有限公司（「永耀」）及其附屬公司	Money lending business Mobile application business 放債業務 手機應用程式業務	Independent non-executive director of Evershine 永耀之獨立非執行董事
Dr. Lee G. Lam (Note 2) 林家禮博士（附註2）	[^] Hang Pin Living Technology Company Limited ("Hang Pin Living") and its subsidiary [^] 杭品生活科技股份有限公司（「杭品生活」）及其附屬公司	Money lending business 放債業務	Independent non-executive director of Hang Pin Living 杭品生活之獨立非執行董事
	[^] Mei Ah Entertainment Group Limited ("Mei Ah") and its associate [^] 美亞娛樂資訊集團有限公司（「美亞」）及其聯營公司	Mobile games applications business 手機遊戲應用程式業務	Independent non-executive director of Mei Ah 美亞之獨立非執行董事

* listed on GEM of the Stock Exchange
^ listed on the Main Board of the Stock Exchange

* 於聯交所GEM上市
^ 於聯交所主板上市

Notes:

附註：

- Mr. Leung Man Chun resigned as independent non-executive director of Evershine with effect from 12 January 2021.
- Dr. Lee G. Lam resigned as an independent non-executive Director with effect from 1 March 2021.


- 梁文俊先生已辭任永耀之獨立非執行董事，自二零二一年一月十二日起生效。
- 林家禮博士已辭任獨立非執行董事，自二零二一年三月一日起生效。

As the Board is independent to the boards of directors of the above mentioned companies, the Group is capable of carrying on its business independently of, and at arm's length, from the business of those companies.

由於董事會獨立於上述公司之董事會，故本集團有能力獨立於此等公司的業務按公平基準經營其業務。

Save as disclosed above, as far as the Directors are aware of, none of the Directors has an interest in any business which competes or may compete with the business in which the Group is engaged.

除上文所披露者外，據董事所知，董事概無於任何與本集團所從事業務構成或可能構成競爭之業務中擁有權益。



OTHER INFORMATION

其他資料

NON-COMPLIANCE WITH RULES 5.05(1) AND 5.28 OF THE GEM LISTING RULES

Following the resignation of Dr. Lee G. Lam as independent non-executive Director on 1 March 2021 and Mr. Chong Cha Hwa as executive Director on 14 April 2021, the Company has a total of five Directors in which three are executive Directors and two are independent non-executive Directors. Hence, the number of independent non-executive directors has failed to meet the minimum number required under rules 5.05(1) of the GEM Listing Rules. The Company also no longer fulfils the requirement on the minimum number of independent non-executive directors for the formation of audit committee stipulated under rule 5.28 of the GEM Listing Rules. The Company is endeavouring to identify suitable candidate within three months (i.e. on or before 31 May 2021) as soon as practicable to fulfil the above requirements. Further announcement will be made by the Company as and when appropriate.

AUDIT COMMITTEE

The primary duties of the Audit Committee are to review, in draft form, the Company's annual report and accounts, half-year report, quarterly reports and to provide advice and comments thereon to the Board. The Audit Committee is also responsible for reviewing and supervising the financial reporting process, risk management and internal control of the Group. As at the date of this report, the Audit Committee comprises two independent non-executive Directors, namely Mr. Leung Man Chun and Ms. Lam Yuen Man Maria. Mr. Leung Man Chun is the chairman of the Audit Committee.

The Audit Committee has reviewed the accounting principles and practices adopted by the Company and discussed with the Board about the internal controls and financial reporting matters, including a review of the unaudited first quarterly report for the Period.

CODE OF CONDUCT REGARDING SECURITIES TRANSACTIONS BY DIRECTORS

The Company has adopted a code of conduct regarding securities transactions by directors on terms no less exacting than the required standard of dealings set out in Rules 5.48 to 5.67 of the GEM Listing Rules. Having made specific enquiry of all the Directors, the Company was not aware of any non-compliance with the required standard of dealings and its code of conduct regarding securities transactions by the Directors during the Period.

不符合GEM上市規則第5.05(1)及5.28條的情況

自林家禮博士於二零二一年三月一日起辭任獨立非執行董事後及自張家華先生於二零二一年四月十四日起辭任執行董事後，本公司共有五名董事，其中三名為執行董事及兩名為獨立非執行董事。因此，本公司獨立非執行董事人數未能符合GEM上市規則第5.05(1)條項下之最少人數規定。本公司亦不再符合GEM上市規則第5.28條所規定組成審核委員會之獨立非執行董事最少人數的規定。本公司現正盡力物色合適人選，在切實可行情況下盡快於三個月（即於二零二一年五月三十一日或之前）內作出相關委任以符合上述規定。本公司將適時另行公佈。

審核委員會

審核委員會之主要職責為審閱本公司之年報與賬目、半年報告及季度報告之初稿，並就此向董事會提供建議及意見。審核委員會亦負責審閱及監督本集團之財務申報程序、風險管理及內部監控。於本報告日期，審核委員會由兩名獨立非執行董事梁文俊先生及林婉雯女士組成，梁文俊先生為審核委員會主席。

審核委員會已檢討本公司所採納之會計原則及實務，並與董事會討論內部監控及財務申報事宜，包括審閱本期間之未經審核第一季度報告。

董事進行證券交易的行為守則

本公司已採納有關董事進行證券交易的行為守則，其條款之嚴謹度不遜於GEM上市規則第5.48至5.67條所載之交易必守標準。經向全體董事作出具體查詢後，本公司並不知悉於本期間有任何違反交易必守標準及其有關董事進行證券交易的行為守則之情況。



OTHER INFORMATION 其他資料

PURCHASE, SALE OR REDEMPTION OF THE COMPANY'S LISTED SECURITIES

Neither the Company, nor any of its subsidiaries purchased, sold or redeemed any of the Company's listed securities during the Period.

On behalf of the Board

Aurum Pacific (China) Group Limited

Chow Yik

Executive Director

Hong Kong, 13 May 2021

As at the date of this report, the Board comprises three executive Directors, namely Mr. Chow Yik, Mr. Chung Man Lai and Mr. Yao Tong and two independent non-executive Directors, namely Mr. Leung Man Chun and Ms. Lam Yuen Man Maria.

購買、出售或贖回本公司上市證券

於本期間，本公司或其任何附屬公司並無購買、出售或贖回本公司任何上市證券。

代表董事會

奧栢中國集團有限公司

執行董事

周翊

香港，二零二一年五月十三日

於本報告日期，董事會成員包括三名執行董事周翊先生、鍾文禮先生及姚通先生；及兩名獨立非執行董事梁文俊先生及林婉雯女士。

